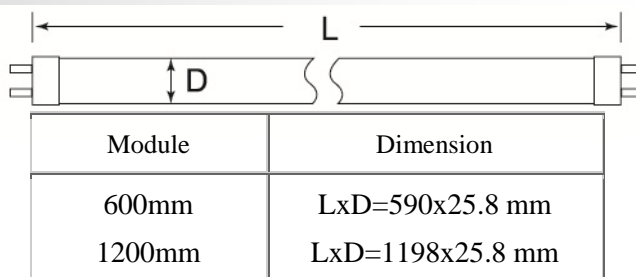




LED T8 Tube

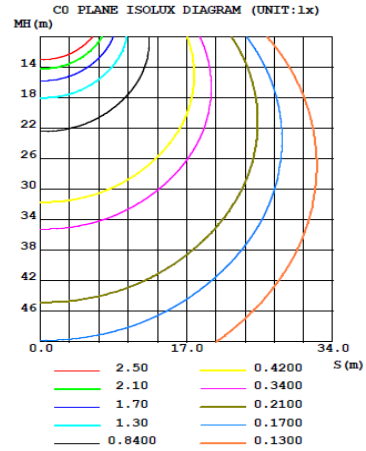
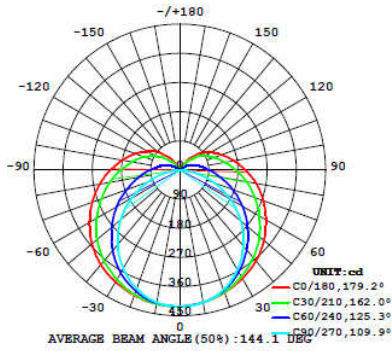


Specification		
Model No.	LOA-T8CS0906F8	LOA-T8CS1812F8
Input Voltage	230V±10%	
Rated Power	9W	18W
Working Frequency	50/60 Hz	
Lumens Flux	1260 lm	2500 lm
Lumens Efficiency	140 lm/W	
Color Temp.	6000 ±500K	
CRI	Ra>80	
Power Factor	>0.95	
Total Harmonic Distortion	<5%	<5%
Base	G13	
Operating Temp.	-25°C~45°C	
Life time	≥ 40000 hrs	
Dimensions	590 X Ø 25.8 mm	1198 X Ø 25.8 mm
Weight	170 ± 20 g	230 ± 20 g
Type of LED Driver	Internal Driver	
Beam Angle	>160°	
Material/Lens Type	PC/Milky Cover	

Remarks

1. The tolerance of luminous flux and Rated power are ±10%.
2. The dimension tolerance is ±5mm.
3. The appearance and specifications of the product may be modified for improvement without notice.
4. All parameters of products are based on the measurement of Laster Tech laboratory.

LUMINOUS INTENSITY DISTRIBUTION

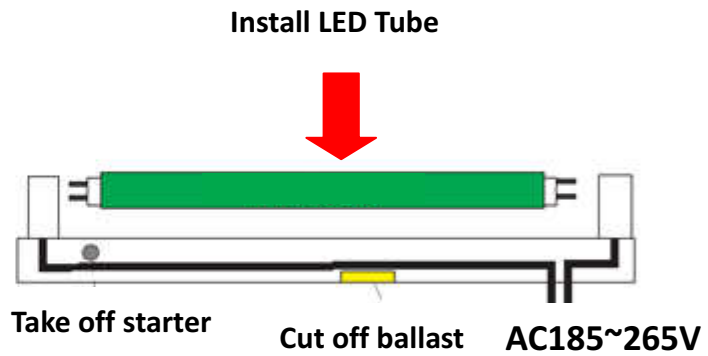
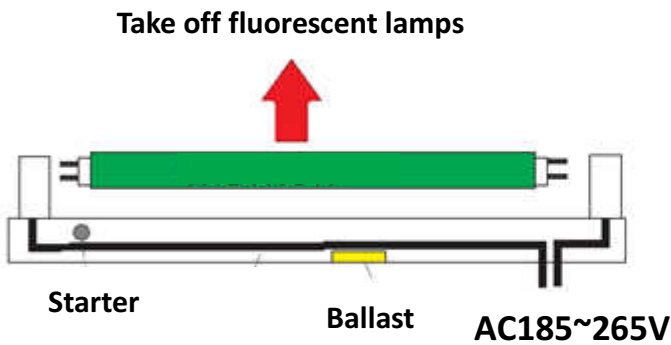


INSTALLATION

- Switch off electricity
- Remove the conventional lamp
- Remove the starter and ballast
- Install the retrofit version starter into the starter holder
- Install retrofit version LED lamp into the lamp holder
- Secure position by turning the lamp by 90°

ILLUSTRATION:

Double ended power supply:



Single ended power supply:

