

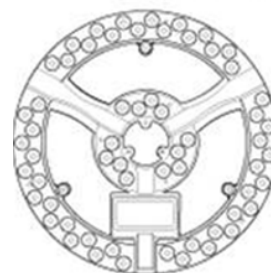


LED Circular module (35W)



Dimension:

Ø 240 mm



Model No.	LFM-KitC3527	LFK- KitW3527
Input Voltage	AC220 ~ 240V	AC220 ~ 240V
Rated Power	35 W±10%	35 W±10%
Luminous Flux	4500lm	4000 lm
Luminous Efficiency	125 lm/W	115 lm/W
Color Temp.	6500±500 K	3000±500 K
CRI	80	80
Power Factor	>0.5	>0.5
Beam Angle	150°	150°
Life time	15000 hrs	15000 hrs
Dimensions	Ø240X 240mm	Ø 240X 240mm
Weight	400±20g	400±20g
Operating Temp.	-20℃ ~40℃	-20℃ ~40℃
Material	Iron+ PC Cover	Iron+ PC Cover

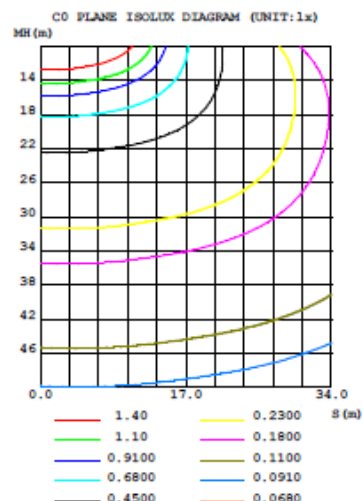
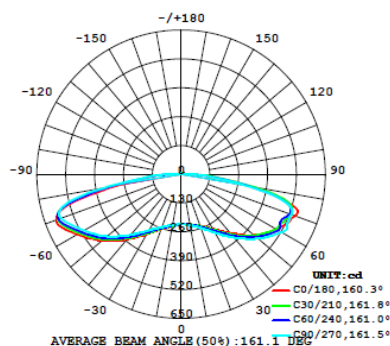
Remarks

- 1.The tolerance of luminous flux is ±10±%.
- 2.The dimension tolerance is ±5mm.
- 3.The appearance and specifications of the product may be modified for improvement without notice.
- 4.All parameters of products are based on the measurement of Laster Tech laboratory.

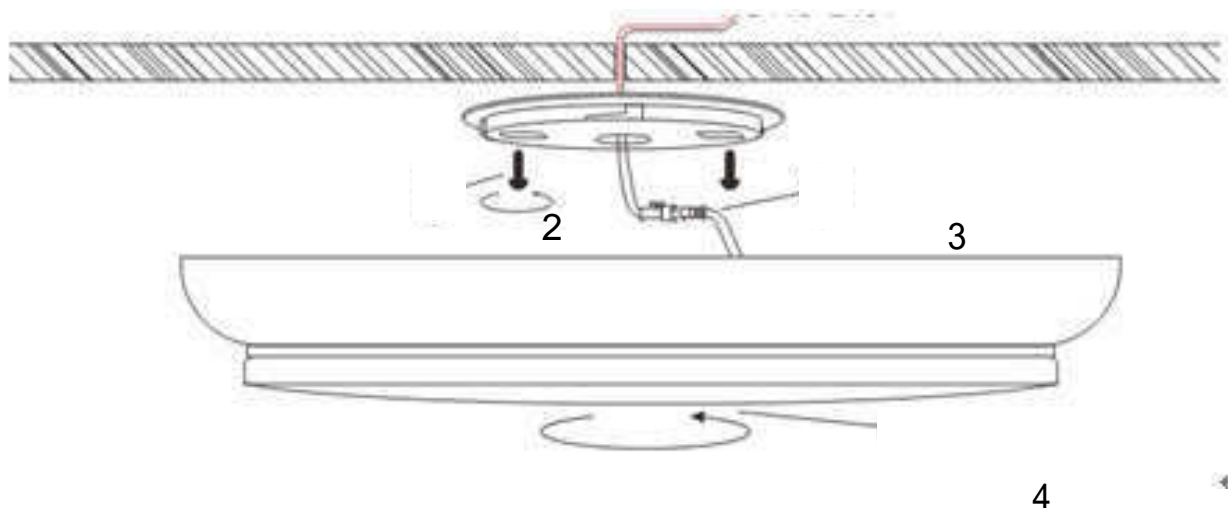
Laster Tech Corporation LTD. Building F No.4,Minxiang St., Zhonghe City, Taipei County 235, Taiwan V1.0

www.sweeo.com TEL:+886-2-22226112 FAX:+886-2-22226196

LUMINOUS INTENSITY DISTRIBUTION



Installation Instruction



1. Turn off the power
2. Please fix the base on the stable and fixed ceiling, or it will fall or damage.
3. Please connect the input power carefully, incorrect connection will cause fire accident.
4. Keep the lamp body card slot match base card buckle, rotate from left to right, can be easily installed.
5. Please confirm if it installs correctly, then turn on.

Package

Packing	Dimension(mm)	Quantity(pcs)
Large Carton	430*375*260	30