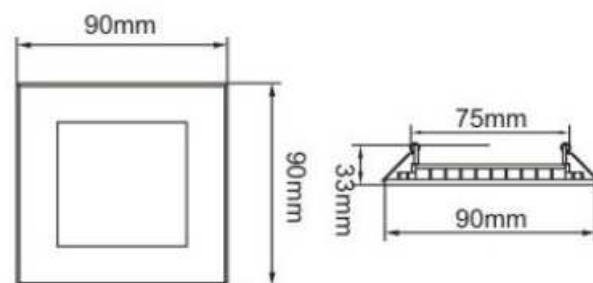




6W LED Down Light (Square)

Dimension:



Specification

Model No.	LOR-DLC213S06F8	LOR-DLN213S06F8	LOR-DLW213S06F8
Input Voltage	AC100-240V		
Rated Power	6W	6W	6W
Luminous Flux	500lm	480lm	450lm
Luminous Efficiency	85 lm/W	80 lm/W	75 lm/W
Color Temperature (CCT)	6000±500K	4000±500K	3000±500K
CRI	Ra80		
Working Temperature Rang	-20°C~ +40°C		
Power Factor	>0.9		
Life Time	≥ 40000 hrs		
Beam angle	110°		
Cut-out	75mm		
Dimensions /Weight	90.0 *90.0*33.0 mm / 240±20 g		
LED driver	Fixed output		
Materials and Finishing	PC diffuser with high light transmission, High reflectance aluminum reflector (White Color)		

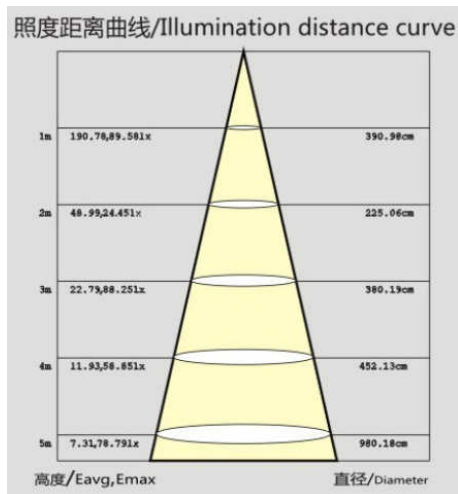
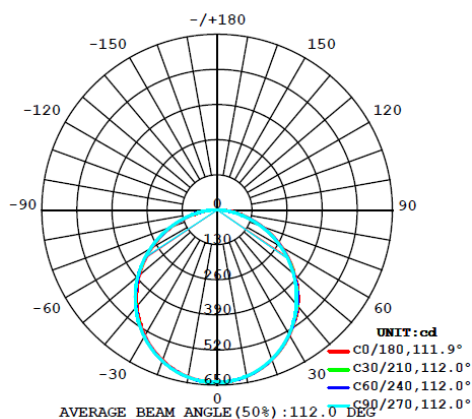
Remarks

- 1.The tolerance of luminous flux is ±10%. 2.The dimension tolerance is ±5mm.
- 3.The appearance and specifications of the product may be modified for improvement without notice.
- 4.All parameters of products are based on the measurement of Laster Tech laboratory.

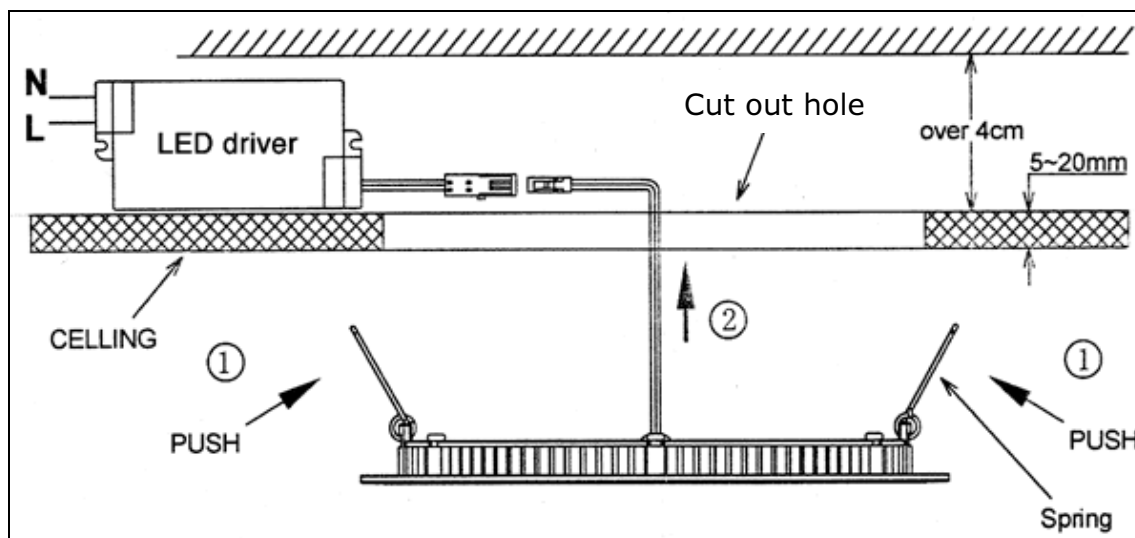
Laster Tech Corporation LTD. Building F No.4,Minxiang St., Zhonghe City, Taipei County 235, Taiwan V1.0

www.sweeo.com TEL:+886-2-22226112 FAX:+886-2-22226196

LUMINOUS INTENSITY DISTRIBUTION



Installation Instruction



Product Package

Packing	Dimension(mm)	Quantity(pcs)	Net Weight(kg)	Gross Weight(kg)
Large Carton	530*350*225	40	9.6	12.73